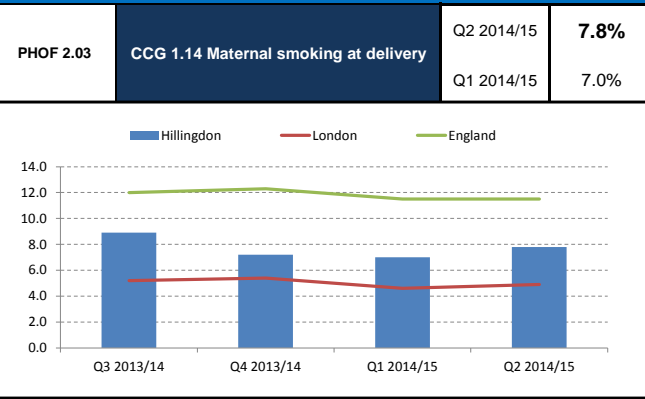
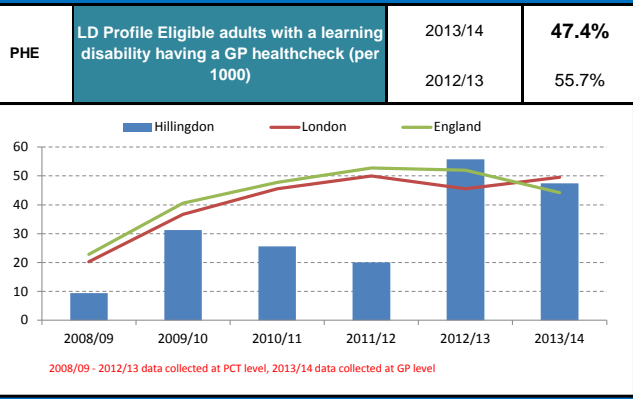
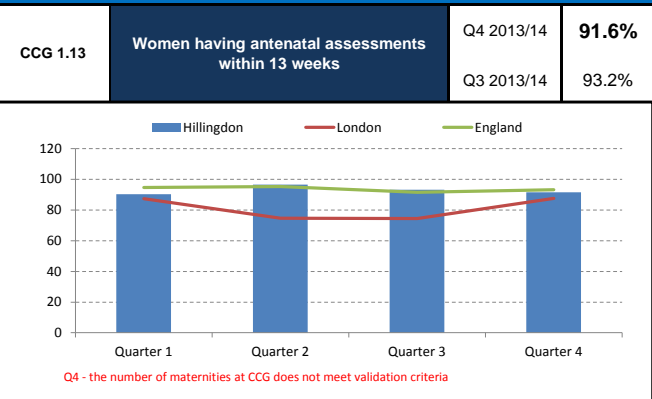


Health & Wellbeing Board - 21 July 2015

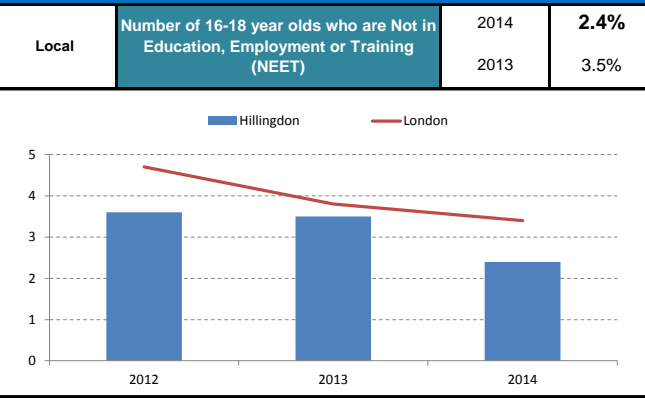
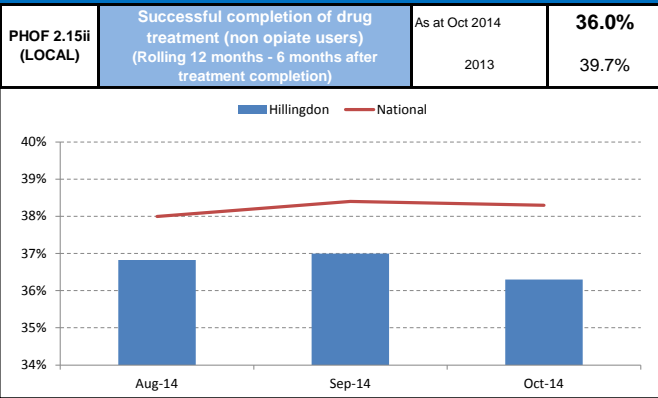
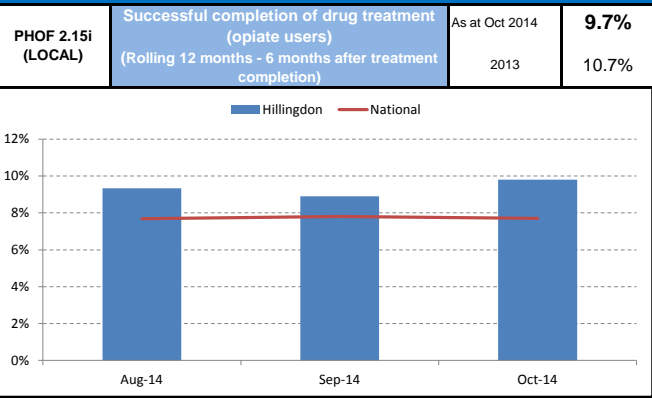
PRIORITY ONE



PRIORITY ONE

| ASCOF 1e | 1e - % of LD clients in paid employment | 2015/16 (May) | 1.9% |
|----------|---|---------------|------|
|          |   | 2014/15 (YE)  | 2.1% |

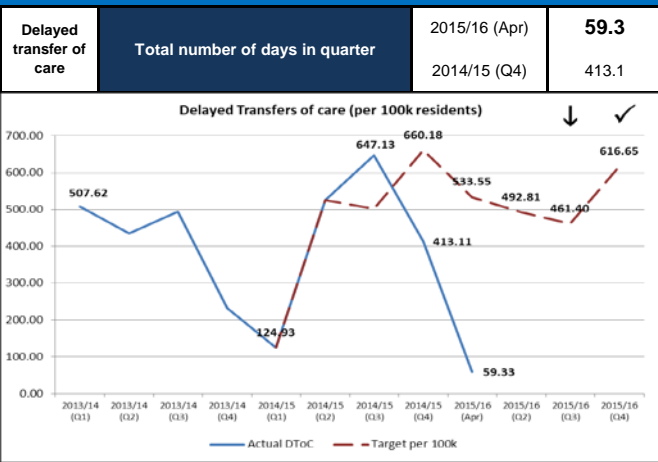
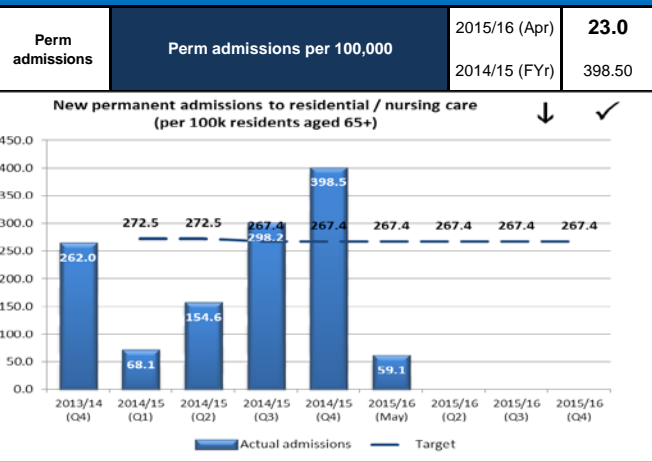
PRIORITY TWO



PRIORITY THREE

| LBH (Local Measure) | Number of major adaptations to homes to promote safe, independent living  | Q1 2015/16 | 146   |
|---------------------|---|------------|-------|
|                     |   | 2014/15    | 223   |
| LBH (Local Measure) | Number of people in receipt of TeleCareLine (All ages)                    | April 15   | 4,144 |
|                     |   | 2014/15    | 4,033 |
| LBH (Local Measure) | Number of people in receipt of TeleCareLine (80+)                         | April 15   | 3,192 |
|                     |   | 2014/15    | 3,044 |
| LBH (Local Measure) | Number of people in sign ups to TeleCareLine                              | April 15   | 108   |
|                     |   | 2014/15    | 833   |
| PHOF 2.24i          | Injuries due to falls in people aged 65 and over (per 100,000 population) | 2013/14    | 2,308 |
|                     |   | 2012/13    | 2,376 |

BETTER CARE FUND METRICS



|                          |  |               |       |
|--------------------------|--|---------------|-------|
| Perm admissions          | Number of permanent admissions to residential / nursing care for residents aged 65+                    | Apr 2015/16   | 23    |
|                          |  | 2014/15       | 155   |
| Perm admissions          | Annual target for number of perm admissions  | 2015/16       | 104   |
|                          |  | 2014/15       | 104   |
| Perm admissions          | Target for number of permanent admissions to residential / nursing care per 100,000 residents aged 65+ | 2015/16       | 267.4 |
|                          |  | 2014/15       | 272.5 |
| Delayed transfer of care | Total number of days in quarter  | 2015/16 (Apr) | 134   |
|                          |  | 2014/15 (Q4)  | 933   |
| Delayed transfer of care | DToc per 100,000 (Qtrly Target)  | 2015/16 (Q1)  | 533.6 |
|                          |  | 2014/15 (Q4)  | 660.2 |
| Delayed transfer of care | Quarterly target for delayed discharges (total number of days)   | 2015/16 (Q1)  | 1,205 |
|                          |  | 2014/15 (Q4)  | 1,491 |

| Values | Definiton   |
|--------|---|
| ↓      | ✓ The lower the outturns the better the performance |